



Launch of the Child Health and Wellbeing Dashboard

Accountability for Children's Rights

Wednesday, 4 May 2022

9.30am New York, 3.30pm Geneva, 4.30pm Nairobi

Interpretation available in French and Spanish.



Interpretation

Interpretation available in French and Spanish. Please click on the Interpretation globe icon at the bottom of your screen.

Hay interpretación para en francés y español. Haga clic en el ícono del globo de Interpretación en la parte inferior de su pantalla.

Une interprétation est disponible en Français et en Espagnol. Veuillez cliquer sur l'icône du globe d'interprétation au bas de votre écran.



Part 1

Welcome & Introduction



Welcome and Introduction



Dr Anshu Banerjee

Director, Department of Maternal, Newborn,
Child and Adolescent Health, and Ageing
WHO Geneva

Session plan

Moderator: Dr Theresa Diaz, Unit Head, Epidemiology, Monitoring and Evaluation Unit, Maternal, Newborn, Child and Adolescent Health and Ageing Department, WHO Geneva

Part 1: Welcome and Introduction

Welcome and introduction: Dr Anshu Banerjee, Director, Department of Maternal, Newborn, Child and Adolescent Health, and Ageing, WHO Geneva

Opening remarks: Dr Tedros A. Ghebreyesus, WHO Director General

Introduction of the Dashboard: Prof Anthony Costello, Professor of Global Health and Sustainable Development, University College London

Presentation of the Dashboard:

- Dr Jennifer Requejo, Senior Advisor, Health and HIV, Division of Data, Analytics, Planning and Monitoring, UNICEF
- Gerard Lopez, Data Specialist, Epidemiology, Monitoring and Evaluation Unit, Maternal, Newborn, Child and Adolescent Health and Ageing Department, WHO Geneva

Part 2: Using the Dashboard

Reflections: Helga Fogstad, Executive Director, PMNCH

Panel discussion on Dashboard use case:

- Dr Tanya Doherty, Chief Specialist Scientist, Health Systems Research Unit, SAMRC, CAP2030 South Africa
- Dr Kwame Sakyi, Program Director for Children in all Policies, CAP2030 Ghana
- Dr John Borrazzo, Lead Advisor Child Health, Department of Global Health, Save the Children US

Testing strategies: Srivatsan Rajagopalan, CAP2030

Part 3: Questions & Answers

Questions & Answers

Closing remarks: Dr Vidhya Ganesh, Director, Division of Data, Analytics, Planning & Monitoring, UNICEF

Opening remarks



Dr Tedros A. Ghebreyesus
WHO Director General

Introduction of the Dashboard



Prof Anthony Costello

Professor of Global Health and Sustainable Development
University College London

Presentation of the Dashboard

Dr Jennifer Requejo, Senior Advisor, Health and HIV,
Division of Data, Analytics, Planning and Monitoring, UNICEF

Gerard Lopez, Data Specialist, Epidemiology, Monitoring and
Evaluation Unit, Maternal, Newborn, Child and Adolescent
Health and Ageing Department, WHO Geneva



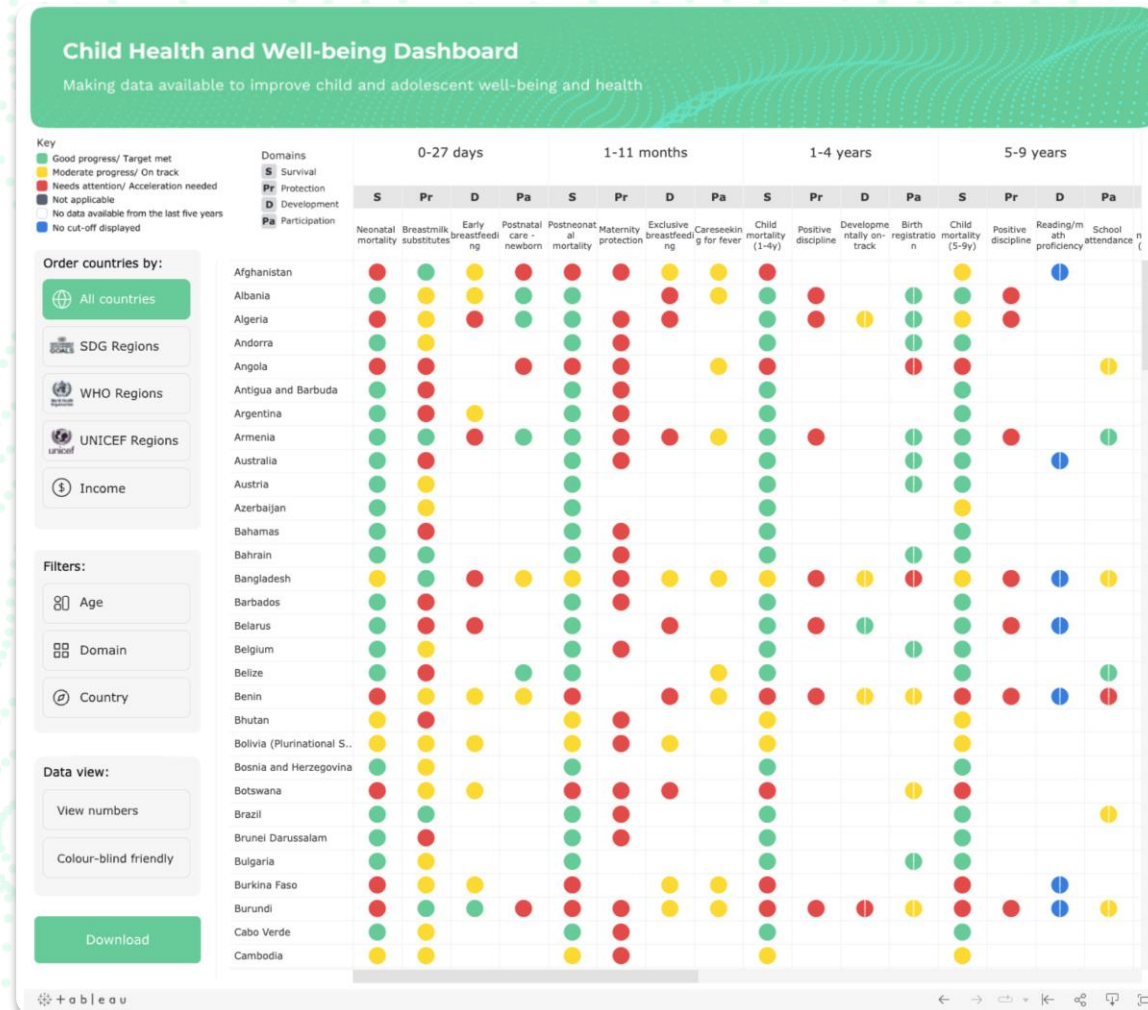
Child Health and Well-Being Dashboard

Making data available to improve child and adolescent well-being and health

A dashboard developed by WHO, UNICEF and CAP 2030 in support of the Convention of the Rights of the Child

Dashboard

The dashboard, developed by WHO, UNICEF and CAP 2030, allows policymakers, governments and organisations to **easily monitor and compare** a selection of indicators on child health and well-being by region, age group and income.



Background



OBJECTIVES

- Comparing country data on child health and well-being for a specified set of indicators
- Visually showing the current status of child and adolescent health across countries, both where progress is being made and where gaps remain
- Informing planning and policy-making for children's rights

The dashboard aims to make visible the status of child and adolescent health globally and catalyse action around improving children's health and well-being.

Background



AUDIENCE



Governments



International bodies



Country leads



Health experts



Health sector workers



Funders

Production Journey

A Consensus-Based Process

A multi-step, consensus-based process

Step 0. WHO-UNICEF agreed to lead a consultative process to create the dashboard

Step 1. Discussions with the CAP2030 Data and Learning Working Group to reach consensus on basic parameters (format, domain areas, and age categories):

- Use a scorecard template like the ALMA scorecard with a traffic light style classification system
- Use the four domain areas of the CRC and label them as:
 - **Survival** (Be Healthy)
 - **Protection** (Be Safe and Fairly Treated)
 - **Development** (Be Educated and Trained)
 - **Participation** (Be Heard and Engaged)
- Include two additional cross- cutting domain areas:
 - **Contextual Factors**
 - **Policies**
- Use the standard age categories recommended by WHO for children and adolescents
 - 0-27 days (neonatal period), 1-11 months (post-neonatal period), 1-4 years, 5-9 years, 10-14 years, 15-19 years

Step 2. Indicator selection process

- Agreement to select one indicator for each of the 4 domains for each of the age groupings
- Agreement on a core set of most relevant contextual and policy factors
 - Process involved:
 - Mapping and assessing indicators used in the following initiatives
 - **Lancet Commission on Child Health and Well-being report**
 - **Child Health Redesign**
 - **Nurturing Care Framework**
 - **Countdown to 2030 for Women's, Children's and Adolescents' health**
 - **Global Action Plan for Pneumonia and Diarrhea (GAPPD)**
 - **Global Strategy for Women's, Children's, and Adolescents' health**
 - **Global Action for Measurement of Adolescent Health (GAMA)**
 - Discussions with the CAP2030 data and learning working group, experts from WHO, UNICEF, and UNESCO
 - Selection based on the following criteria:
 - Evidence of effectiveness; Inclusion in global frameworks; Information is regularly collected

Step 3. Setting thresholds for assessing progress

Thresholds were decided upon by:

- Ensuring consistency with existing global and regional targets, (e.g., SDG, Every Newborn Action Plan, nutrition, and education communities)
- Reviewing the distribution of data values across all countries for each indicators.

Country values were then color coded accordingly to indicate country performance against the threshold.

Simultaneous activity. WHO and UNICEF worked with a designer to develop dashboard prototypes, which were refined through iterations and discussions with the CAP2030 data and learning working group

A guided tour of the dashboard

Child Health and Wellbeing Dashboard Now Live

- **WHO:** <https://platform.who.int/data/maternal-newborn-child-adolescent-ageing/child-health-and-well-being-dashboard>
- **UNICEF:** <https://data.unicef.org/resources/child-health-and-well-being-dashboard/>
- **CAP 2030:** <https://cap-2030.org/policy/>

Part 2

Using the Dashboard



Reflections




Helga Fogstad
Executive Director, PMNCH

Panel discussion



Dr Tanya Doherty

Chief Specialist Scientist, Health Systems
Research Unit, SAMRC, CAP2030 South Africa



Dr Kwame Saky

Program Director for Children in
all Policies, CAP2030 Ghana



Dr John Borrazzo

Lead Advisor, Child Health, Department
of Global Health, Save the Children US

Testing Strategies



Srivatsan Rajagopalan
Data and Learning, CAP2030

Child Health and Well-Being Dashboard

Testing Options & Dashboard Refinement

Importance of Testing



Dashboards are critical tools and should be easy to use.



Effective testing strategies ensure:

Increase in user adoption

Aggregate feedback and comments to help plan refinements and improvements

Provide insights into the utility and usefulness of the dashboard



Opportunity for all of you to get involved!

Layered Approach

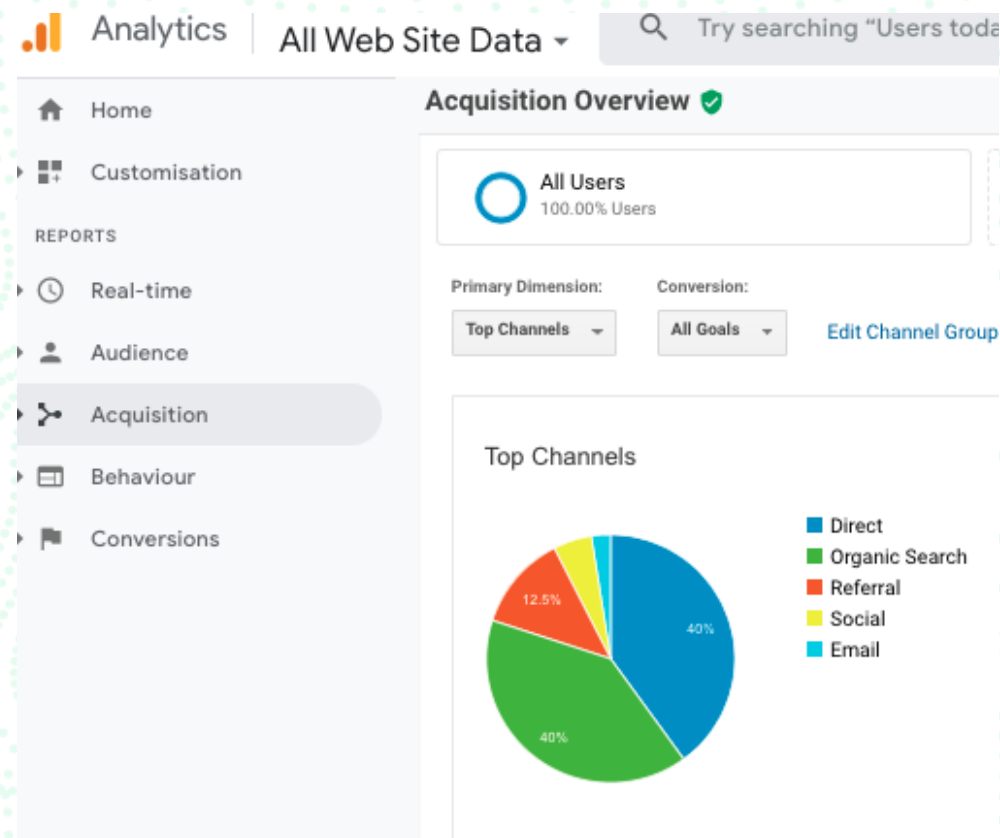
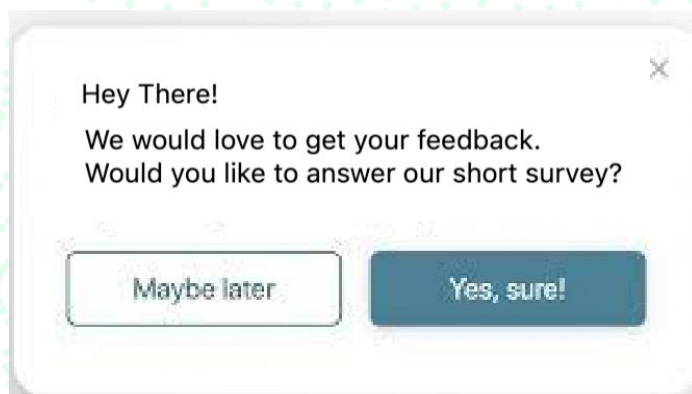
L0: Internal testing: pre-launch checks

L1: Functional testing: is the dashboard being used and functioning as intended?

L2: Utility testing: is the dashboard fit for purpose?

Opportunities for feedback

- Opportunities for users to provide feedback and comments over 9 months will be developed in the following ways:
 - Questionnaires/Survey
 - Website Data Analytics
 - Website contact form



Refinement and Next Steps


- Critical insights will be collected over time to improve the dashboard
- Insights will inform Phase II of dashboard development:
 - Regular data updates (ongoing strategy under development with UNICEF and WHO)
 - Next iteration of dashboard in 12-14 months.

Part 3

Questions & Answers



Questions & Answers



Please click the **Q&A button** on the bottom of your screen & Type your questions in the text box.



Closing remarks



Dr Vidhya Ganesh

Director, Division of Data, Analytics,
Planning & Monitoring, UNICEF

THANK YOU!

